



Portable Gas Detectors You Can Count On



GCT External Pump

Quick-Start Guide

⚠ READ FIRST BEFORE OPERATION

The **GCT External Pump** is a personal safety device designed to extend the capabilities of Gas Clip Technologies' diffusion gas detectors (Single Gas Clip, Single Gas Clip Plus, Multi Gas Clip, MGC Simple and MGC Simple Plus). Before operation, ensure that you have been properly trained on the use and daily testing of the device and the appropriate actions to take in the event of an alarm condition.

⚠ READ GCT EXTERNAL PUMP USER'S MANUAL BEFORE OPERATION

Device Components

Entry	Description
1	Infrared Communication Window
2	Audible Alarm
3	Power LED
4	Power Button
5	Charging LED
6	Flow LED
7	Alligator Clip
8	Gas Inlet Port
9	Pellet Filter
10	Hydrophobic Filter
11	Certification Label
12	Model and Serial Label
13	Gas Outlet Port
14	Charging Port



Included in the box: GCT External Pump, charger, 3 ft. hose, 10 ft. hose, stainless steel diffusion stone, 10 additional filters (5 hydrophobic & 5 particulate)

Set Up

Connect the 3 ft. hose from the gas outlet port to a Gas Clip Technologies detector with a calibration cap. Next, connect the 10 ft. sampling hose from the gas inlet port to the diffusion stone. Accessories, such as the Quick Disconnect, Remote Sampling Probe or Telescoping Sampling Probe, can also be attached to the GCT External Pump with various lengths of sampling hose (up to 75 ft.).



Turning On the Device

To activate, press and hold down the power button for 5 seconds. Once the device is activated, the start-up sequence will display the following behavior:

1. Power LED is green and begins to flash slowly.
2. Audible Alarm beeps once.
3. Flow LED is green and begins to flash slowly.

For flow, power and charging status, refer to **LED Indicators** section.


Blocked Flow Test

Before each day's use, conduct a blocked flow test to ensure the pump is fully operational. With the power on, block the free end of the sampling hose which is attached to the gas inlet port. The device will display the following behavior:

1. Pump motor shuts down.
2. Audible alarm beeps continuously indicating a flow fault.
3. Flow LED turns red and flashes quickly.


Upon successful completion of the blocked flow test, press the power button to reactivate the device.

Bump Test

 Before each day's use, complete a bump test of the detector connected to the **GCT External Pump**. Refer to the **GCT External Pump User's Manual** for instructions.


Low Battery Warning

A fast, red intermittent flash of the power LED with the audible alarm beep every 10 seconds indicates that (on average) 20 minutes of operation remains. However, the time remaining can vary due to several different factors.

 *In the event of a low battery warning, exit the work area immediately since the GCT External Pump could turn off at any time.*

Turning Off the Device

Press and hold down the power button for 5 seconds until the 3 LEDs (power LED, flow LED, charging LED) turn off, then release the button.



LED Indicators

LED	Pattern	Description	Status
Flow LED	----- *****	LED OFF GREEN solid	Pump motor is OFF Pump is ON, normal operation
	** * * * * -----	RED fast flash & beep	Warning: Pump is blocked
	-----	LED OFF	Power OFF mode
Power LED	----- ----- *----- ----- *-----*	LED OFF (Flow LED solid GREEN) ORANGE slow flash every 2 sec. ORANGE flash every sec.	Battery has > 40% Between 20% to 40% Between < 20%
	*** * * * * -----	RED fast flash & beep every 10 sec.	Warning: < 20 min. left
	***** * * * * -----	RED faster flash & beep every 5 sec.	Warning: < 10 min. left
	*** * * * * -----	RED very fast flash & beep every 2 sec.	Warning: < 5 min. left
	* * * * * -----	RED very fast flash & very fast beep	Powering down
	-----	LED OFF	Not charging
	-----	LED OFF	Charging in progress
Charging LED	*****----- -----	ORANGE flash equal on and off	Fully charged
	*----- -----	GREEN slow flash every 2 sec.	

Additional Questions?

For additional information on the **GCT External Pump** regarding programming, bump testing, maintenance, etc., please refer to the **GCT External Pump User's Manual**. The manual and other helpful videos & information are available for viewing or download at www.gascliptech.com.

Contact Information:

Gas Clip Technologies, Inc.
305 W. FM 1382, Suite 540, Cedar Hill, TX 75104 USA
Phone: 1.972.775.7577 • Toll Free: 1.877.525.0808 • Fax: 1.972.775.2483
Website: www.gascliptech.com



Portable Gas Detectors You Can Count On



QSG-GCT xp v1.03